

Informatik E1 Abels




Wie erstelle ich in CSS mit einer
Flexbox ein Layout?

Flexbox

flex-direction

```
<div class="flexbox">  
  <div class="item">1</div>  
  <div class="item">2</div>  
  <div class="item">3</div>  
</div>
```


```
.flexbox {  
  display: flex;  
  flex-direction: row;  
}
```



row



column



row-reverse




column-reverse

Flexbox

justify-content

```
<div class="flexbox">  
  <div class="item">1</div>  
  <div class="item">2</div>  
  <div class="item">3</div>  
</div>
```

```
.flexbox {  
  display: flex;  
  justify-content: center;  
}
```



center




start




end



space-around



space-between



space-evenly

Flexbox


align-items

```
<div class="flexbox">  
  <div class="item">1</div>  
  <div class="item">2</div>  
  <div class="item">3</div>  
</div>
```

```
.flexbox {  
  display: flex;  
  align-items: center;  
}
```



center



start



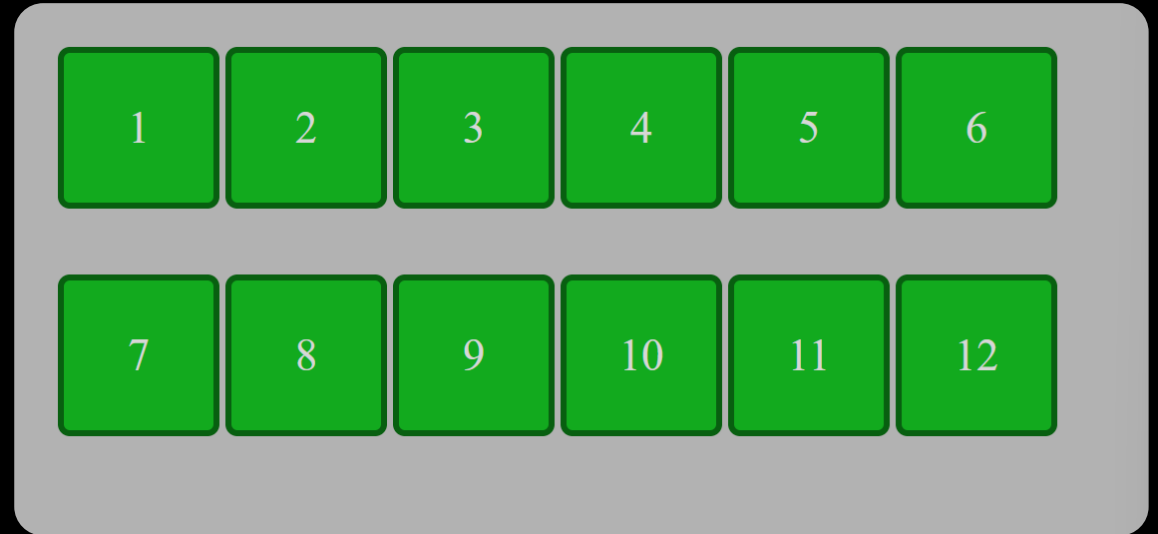
end

Flexbox


flex-wrap

```
<div class="flexbox">  
  <div class="item">1</div>  
  <div class="item">2</div>  
  <div class="item">3</div>  
  <div class="item">4</div>  
  <div class="item">5</div>  
  <div class="item">6</div>  
  <div class="item">7</div>  
  <div class="item">8</div>  
  <div class="item">9</div>  
  <div class="item">10</div>  
  <div class="item">11</div>  
  <div class="item">12</div>  
</div>
```

```
.flexbox {  
  display: flex;  
  flex-wrap: wrap;  
}
```



wrap



nowrap



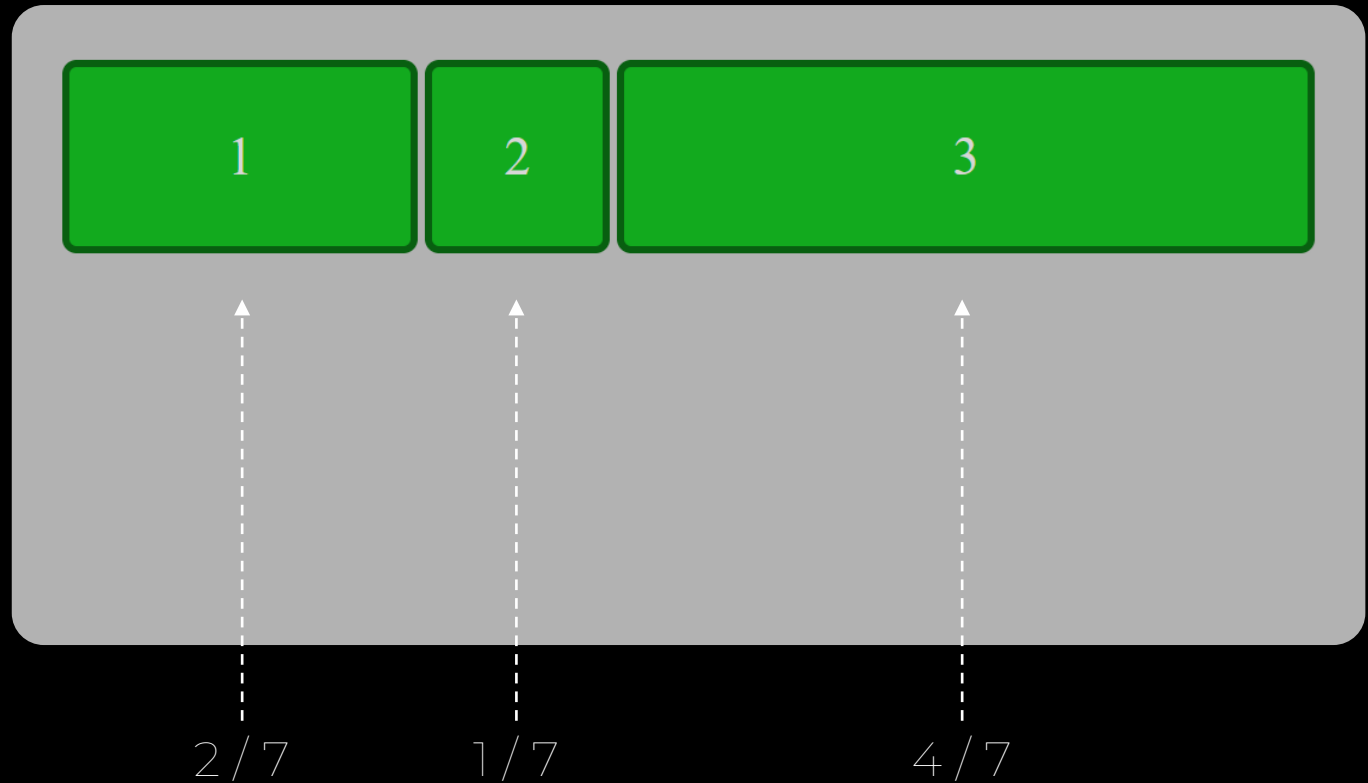
wrap-reverse

Flexbox

flex

```
<div class="flexbox">  
  <div class="item first">1</div>  
  <div class="item second">2</div>  
  <div class="item third">3</div>  
</div>
```

```
.flexbox {  
  display: flex;  
}  
.item.first {  
  flex: 2;  
}  
.item.second {  
  flex: 1;  
}  
.item.third {  
  flex: 4;  
}
```






Übung 1

Löse alle Rätsel auf folgender Website: <https://flexboxfroggy.com/>

FLEXBOX FROGGY






Tagebucheintrag



Flexbox





Wochenübung

Erstelle drei Websites namens [navbar1.html](#), [navbar2.html](#), [navbar3.html](#) in denen verschiedene Menüs dargestellt werden (horizontal, vertikal, zentriert, ...).

```
<div class="navbar">
  <a class="navitem" href="home.html">Home</a>
  <a class="navitem" href="product.html">Product</a>
  <a class="navitem" href="about.html">About</a>
  <a class="navitem" href="contact.html">Contact</a>
</div>
```

